

Family Activities for Maundy Thursday

Scripture: Before you begin the activities below, first read what our scripture says about what happened on Maundy Thursday. Gather together and have one reader or take turns reading our story: The Gospel of John 13.1-17, 31b-35

A Cartoon Depiction of Maundy Thursday- The Last Supper:

<https://www.youtube.com/watch?v=SigoALSS1R8>

A Cartoon Depiction of Maundy Thursday- Washing of Feet:

<https://www.youtube.com/watch?v=bv5ajWNrnt4>

Family Activities:

As you take part in these activities together feel free to send Roshni pictures of what you created and your time together. With your permission Roshni will share these pictures with our Redeemer community as another way to help us stay connected.

Activity 1: Bake Bread

We invite you to bake your own bread with your family, perhaps even communion bread! On **page 2** you will find a recipe for communion bread, you are invited to bake the bread and either enjoy it together, or put it in your freezer and you can bring it to the Redeemer when we meet again.

Activity 2: Have a family meal together

As our days can be busy and tiring in new ways take time to have a meal together around the table as we recognize Jesus & the disciples did. Some suggestions for this family meal can be found on **page 3**.

Activity 3: Wash each other's feet

A large part of our usual Maundy Thursday service is the washing of each other's feet, as Jesus did with his disciples. Take the time to wash one another's feet to mark this meaningful moment of love. Some suggestions to do this are on **page 4**.

Activity 4: Colouring Sheets and word puzzles

On **pages 5-8** feel free to print and complete/colour these activity sheets.

Activity 5: Draw a picture

You and your family are invited to draw pictures of how you imagine the parts of Maundy Thursday. If you send a picture of your illustration to Roshni we can share this with members of the Redeemer community as we all mark Maundy Thursday in unique ways this year.

Baking Bread

You are invited to bake any type of bread that your family might want to enjoy together. However, if you would like to make communion bread today (or any other day) below is a recipe that the Redeemer Kids have used in the past - feel free to try it out! You can enjoy the communion bread together OR freeze it to bring to the church when we can all gather in person again!

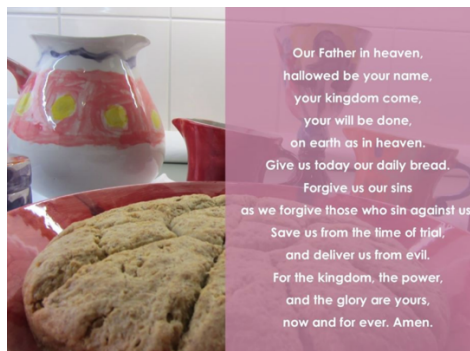
Ingredients:

- 1 $\frac{1}{2}$ cups whole wheat flour
- 1/2 cup white flour
- 3/4 tsp baking soda
- $\frac{3}{4}$ tsp salt
- 2 heaping tablespoons margarine
- $\frac{3}{4}$ cup cold water
- 3 tablespoons honey

*The quantities vary depending on how large a loaf is needed

Directions:

1. Mix together the dry ingredients
2. Blend in the margarine until mixture is fine crumbs
3. Heat the honey so it is liquid and mix the honey with the cold water. Add honey and water mixture to the dry ingredients.
4. Remove the mixture from the bowl and put on floured surface.
5. Knead two or three times.
6. Divide into two equal portions.
7. Flatten into two rounds about 7 - 8 inches in diameter.
8. Mark a cross with a large knife.
9. With a plain cookie cutter make a circle/ with a smaller knife divide the sections of the outer circle two or three times. (This makes breaking the bread when administering communion easier)
10. Bake in a 350 degree oven for 15 to 18 minutes. Check that the centre is cooked with a toothpick or a small knife.
11. Cool and cover with a clean tea towel - this prevents the outside from becoming crusty.



Have a family meal together

Having a family meal together particularly on Maundy Thursday if possible is a great way to perhaps imitate the Last Supper in some ways, but more importantly to talk about this important time together for Jesus and his disciples. Maundy Thursday is one of the most special days in the church year and a time when we remember that Jesus commanded us to love one another, as Jesus loves us. Enjoy this family mealtime together loving one another in the ways that Jesus taught us.

Setting the Table:

This is a special meal to gather together for - set & decorate your dining space in ways that might be special for your family, perhaps a special tablecloth, or dishes, or other decorations you might make yourselves!

Prayer:

Before you begin your meal take the time to pray together as a family. You might use the family prayer you wrote together a few weeks ago (or create a new one), say a family favourite prayer, or begin with the Lord's prayer.

The Meal:

Enjoy a meal together- whatever that might be made up of. There are some traditional things that you might imagine were at the last supper meal that you may be able to incorporate. Don't worry if you can't though, in sharing this family time together the goal does not need to be matching everything to scripture, but rather sharing parts of our story together in conversation and experiencing the love for one another that Jesus taught us about. Oh, and don't forget dessert- This is a FEAST!



Feet Washing

Part of our time of gathering at church on Maundy Thursday is about foot washing. Jesus washed the feet of the disciples as an act of love and service. Tonight, you are invited to participate in foot washing with your own family. It might feel silly since it's not usually what we do for one another, but Jesus taught us that it is important to care for those around us, and to accept being cared for.

What you need:


- A pitcher/jug/cup of water
- A large bowl (placed under the person's foot)
- A towel

What you can do:

1. Have each family member take turns washing someone's feet
2. A person's foot is placed over the large bowl and water is poured on the foot (the water will drip into the large bowl)
3. Use the towel wipe the water off the person's foot
4. Be gentle, you are showing love for a member of your family in a new way- take your time.








Jesus Washing the Apostles' Feet - © TheCatholicKid.com

The Last Supper Crossword Puzzle



ACROSS

2. The holiday that Jesus and His friends celebrated.
4. A name for the friends of Jesus
7. The number of Jesus' friends
9. The city where Jesus and His friends ate the meal.
10. Jesus said it represented His blood.

DOWN

1. _____ of sins
3. Something to drink from
5. Not morning
6. Jesus said that this man would betray Him.
8. Jesus said it represented His body.

Name: _____

Date: _____

Holy Thursday Word Search

V Y U Q D Z E P R E T S A M B L N
H U N O H V Y D X W H W A D S X C
F V O A M X A R L H R T W A E H P
J L M C E E B B Z W I N E R L E O
B F G E R L K D G M F V V E P R N
V A T B Y S C Y A A O A H B I X M
D D W F A F A V R E T E P M C F F
L I E D W R G U E T A E Y E S U A
T E U A T W P W K T Z G I M I J Z
T J T E O Q Y E A E D S V E D P Z
E E B L T E V M T W P U S R R A T
R B L V Q R N L K D F E R N E S M
S O Y W E Q R X P V R B I J H S U
F E B S I U X H I V Q R A F C O H
V G N O K O Q R A M X R H E A V I
C N A Y D T H N O W X V L M E E G
R A Q A R Y T Z H D E V O L T R C

remember eat take serve servant blood body wine bread
water peter master teacher feet judas passover disciples clean
loved follow betray
